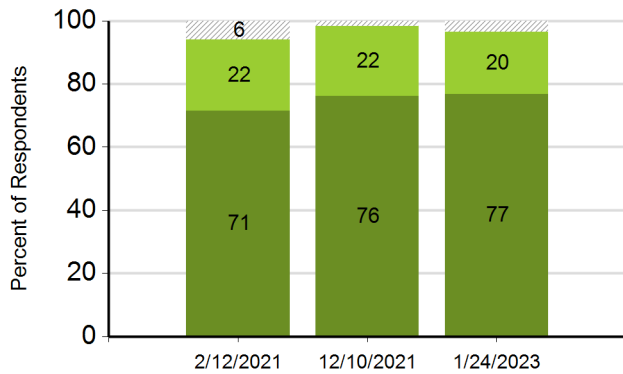


# Self-Assessment Survey Total Score

**Kelley Elementary School**  
 NCES ID: 063237004993  
 Rialto, California

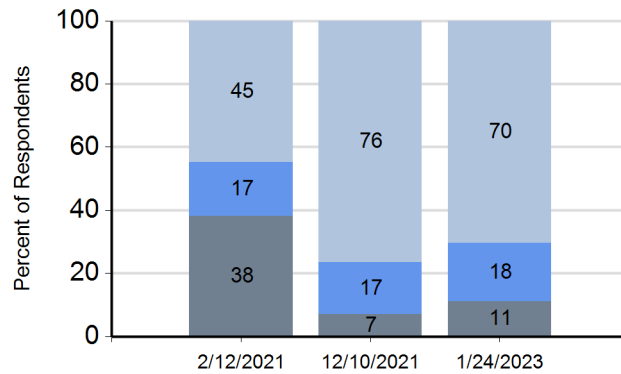
**Rialto Unified**  
 NCES ID: 0632370

**School-Wide Current Status**  
**Kelley Elementary School**  
**2/12/2021-1/24/2023**



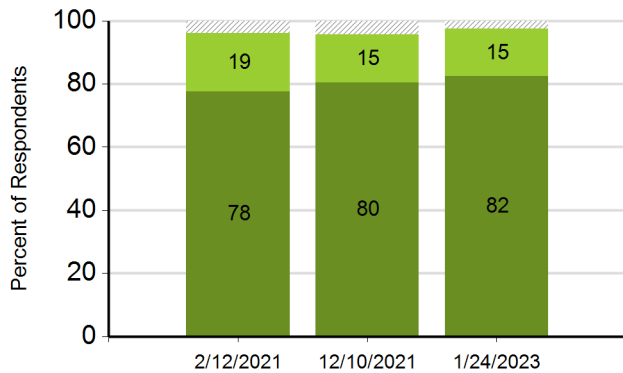
	In Place	Partial	Not
2/12/2021	71%	22%	6%
12/10/2021	76%	22%	2%
1/24/2023	77%	20%	4%

**School-Wide Improvement Priority**  
**Kelley Elementary School**  
**2/12/2021-1/24/2023**



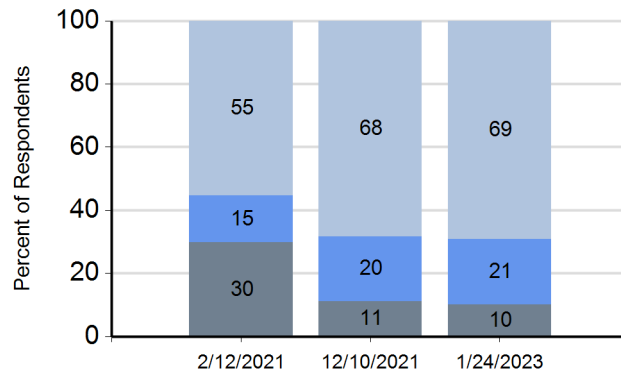
	High	Medium	Low
2/12/2021	38%	17%	45%
12/10/2021	7%	17%	76%
1/24/2023	11%	18%	70%

**Non-Classroom Current Status**  
**Kelley Elementary School**  
**2/12/2021-1/24/2023**



	In Place	Partial	Not
2/12/2021	78%	19%	4%
12/10/2021	80%	15%	4%
1/24/2023	82%	15%	3%

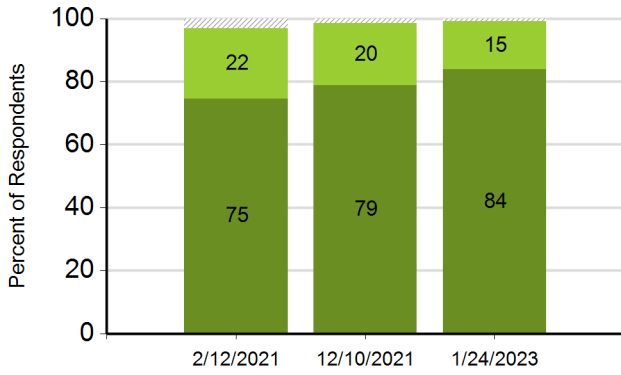
**Non-Classroom Improvement Priority**  
**Kelley Elementary School**  
**2/12/2021-1/24/2023**



	High	Medium	Low
2/12/2021	30%	15%	55%
12/10/2021	11%	20%	68%
1/24/2023	10%	21%	69%

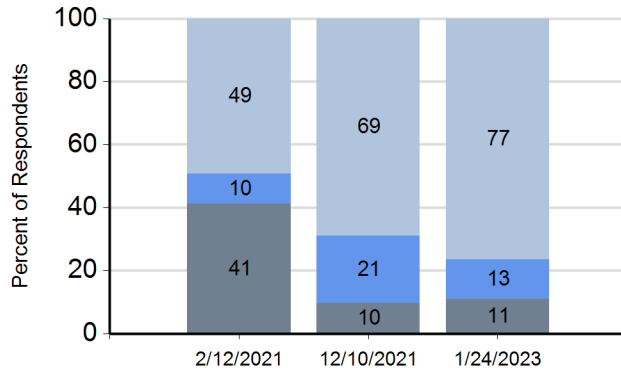
# Self-Assessment Survey Total Score

**Classroom Current Status**  
Kelley Elementary School  
2/12/2021-1/24/2023



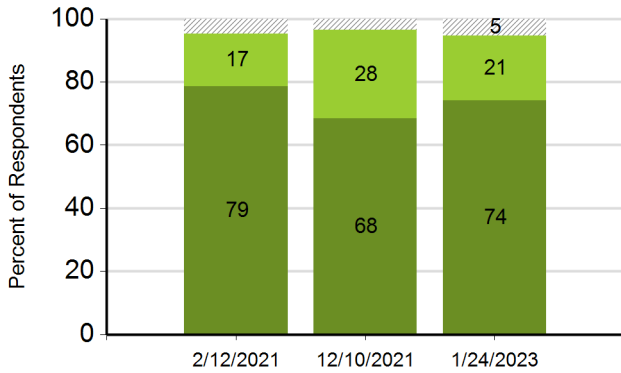
	In Place	Partial	Not
2/12/2021	75%	22%	3%
12/10/2021	79%	20%	2%
1/24/2023	84%	15%	1%

**Classroom Improvement Priority**  
Kelley Elementary School  
2/12/2021-1/24/2023



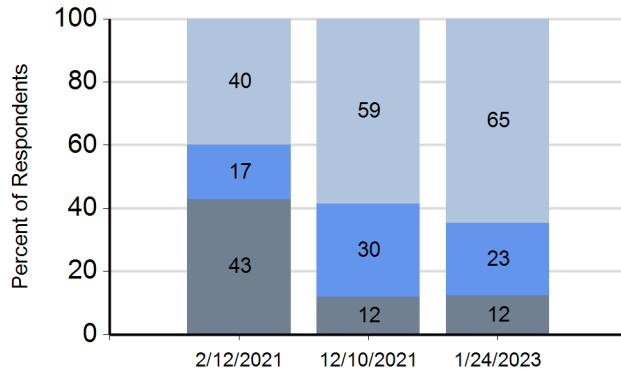
	High	Medium	Low
2/12/2021	41%	10%	49%
12/10/2021	10%	21%	69%
1/24/2023	11%	13%	77%

**Individual Current Status**  
Kelley Elementary School  
2/12/2021-1/24/2023



	In Place	Partial	Not
2/12/2021	79%	17%	5%
12/10/2021	68%	28%	4%
1/24/2023	74%	21%	5%

**Individual Improvement Priority**  
Kelley Elementary School  
2/12/2021-1/24/2023



	High	Medium	Low
2/12/2021	43%	17%	40%
12/10/2021	12%	30%	59%
1/24/2023	12%	23%	65%